

MUSEUM OF THE MOVING IMAGE




My First Trip to Museum of the Moving Image

A Guide for Autistic and Other Neurodivergent Visitors



Today, I am visiting Museum of the Moving Image. The front entrance is located on 35th Avenue, in Astoria, Queens. To reach Museum of the Moving Image, located at 36-01 35th Avenue (at 37 Street), I can take the bus (Q101 from Manhattan, Q66 from Flushing) or subway (R/M at Steinway Street, N/W at 36 Street). I can learn more about transportation by visiting <https://movingimage.org/exploring-astoria/>.



At Visitor Services,
I can check my coat and
purchase an admission ticket or
a screening ticket.

I can also get a Museum sticker
to wear and ask for a sensory kit.






There are gendered bathrooms and a water fountain near the front desk of Visitor Services. Inclusive bathrooms are on the third floor near the mutoscopes.

When exploring the Museum, it is not required that I wear a mask, though its highly recommended.

There are three theaters on the first floor:



The Redstone Theater




The Bartos Screening Room



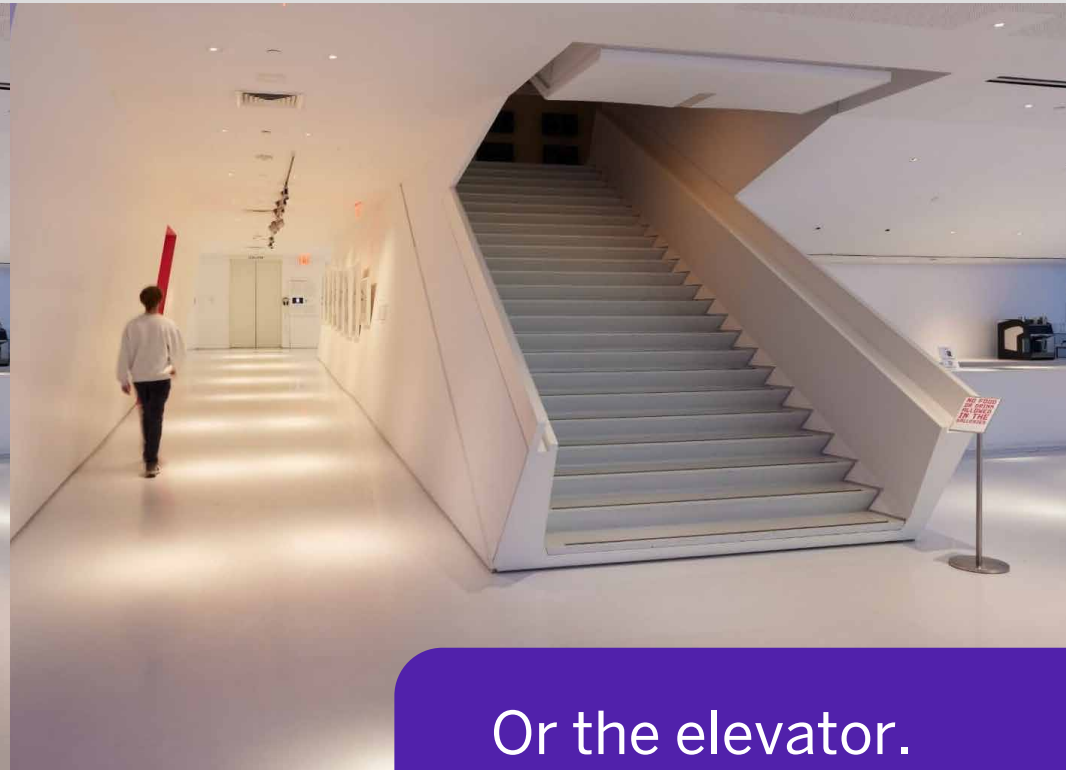
The Fox Amphitheater

Screenings and events take place in these theaters. I can learn more by visiting the Museum's website or asking Visitor Services.

There are three main floors in the Museum.



To go to different floors,
I can take the staircases...



Or the elevator.



On the first floor, near the staircase, there is a café that is open on Fridays to Sundays.
I can buy food or a drink and relax at the table, bench, or ottoman.

There are permanent and temporary exhibits in the Museum. The permanent exhibits are ***Behind the Screen*** and ***The Jim Henson Exhibition***.



Behind the Screen, which is about media-making, is on the second and third floors.

The Jim Henson Exhibition, which is about puppeteer Jim Henson of *The Muppet Show* and *Sesame Street* fame, is on the second floor.




Many of the exhibits have artifacts that were donated to MoMI. A lot were used in actual films and shows!



When I take pictures of the exhibits, I will turn off the flash on my camera.

Many of the artifacts in the exhibits are behind glass to protect them...



But some parts of the exhibits are interactive, meaning I can touch the objects or do the activities on the screens.

On the third floor, there is a **Game Lab** and **Media Lab**, which have activities about game design and digital media creation.



The entrance to the **Game Lab** is near the **Sound Station**.



The entrance to the **Media Lab** is near the **Practical Special Effects**.

As I leave the Museum, I can stop by the gift store on the first floor. The Museum entrance/exit is near the gift store.



If I ever miss anything at Museum of the Moving Image, I can always come back to explore!

SOME IMPORTANT NOTES

- *Behind the Screen* and *The Jim Henson Exhibition* can have overlapping imagery and sounds from clips and activities. Sometimes, the exhibits and Game Lab might be crowded. If it gets too overwhelming, I can use the ear plugs from my sensory kit to make the sounds less intense and ask a staff member or security person where I can go to take a break.
- Some of the exhibits or artifacts might be intense for me. I can learn more about those exhibits and artifacts on the Content Warning page or on the MoMI website so I can prepare.

CONTENT WARNING

BEHIND THE SCREEN, THIRD FLOOR

- The *Feral Fount* contains flashing strobe lights.
- Some Special Effects props and clips are from horror movies (*Nightmare on Elm Street*, *Black Swan*).
- The sound station has clips from *Terminator 2* and *Jurassic Park*, which are loud and could be scary. These clips, if chosen for the Sound Station activity, can have their intense sounds replaced with cartoonish and comedic sounds.
- It is dark in the area between the Editing and Practical Effects.
- At the Music Station, there is a scene from *High Noon* where a character shoots a gun.

CONTENT WARNING

BEHIND THE SCREEN, SECOND FLOOR

- There are parts of the 2nd floor that have artifacts that might be intense for some visitors, including: life masks, the makeup used for *Little Big Man*, makeup used for *The Elephant Man*, an injured prosthetic leg from *Black Swan*, and bleeding forehead from *The Fighter*. There is also an exhibit for the horror film *The Exorcist*, which could be scary for some visitors. (Any visitor who doesn't want to see the artifacts above can go down the exit near *The Jim Henson Exhibition*.)
- The temporary Todd Haynes exhibition contains projectors that change imagery. The video that plays begins with an introduction from Todd Haynes, who briefly discusses a film titled *The Suicide*. His short film *Image Book* contains flashing imagery, rapidly moving images, a shot of a brightly flashing sun, and characters staring into the camera to speak "to" the audience (which might be unnerving for some visitors).
- The silent film *The Great Train Robbery* contains scenes of gun violence, though it isn't graphic.
- In *Tut's Fever Movie Palace*, there is a mummy that pops out of a coffin when a lever is pulled. I can decide if I want to pull the lever or not.

CONTENT WARNING

JIM HENSON EXHIBITION

- Jim Henson's live action works contain surreal imagery and futuristic beeping noises.
- Some content from *The Dark Crystal* could be intense (the animatronic eyeballs of the Gelflings, the Skeksis puppet). There is also a clip of Fizzgig suddenly jumping out and snarling that could be startling.



**MUSEUM
OF THE
MOVING
IMAGE**

FOR MORE INFORMATION

Call (718) 777-6800

Email education@movingimage.org

Visit www.movingimage.org